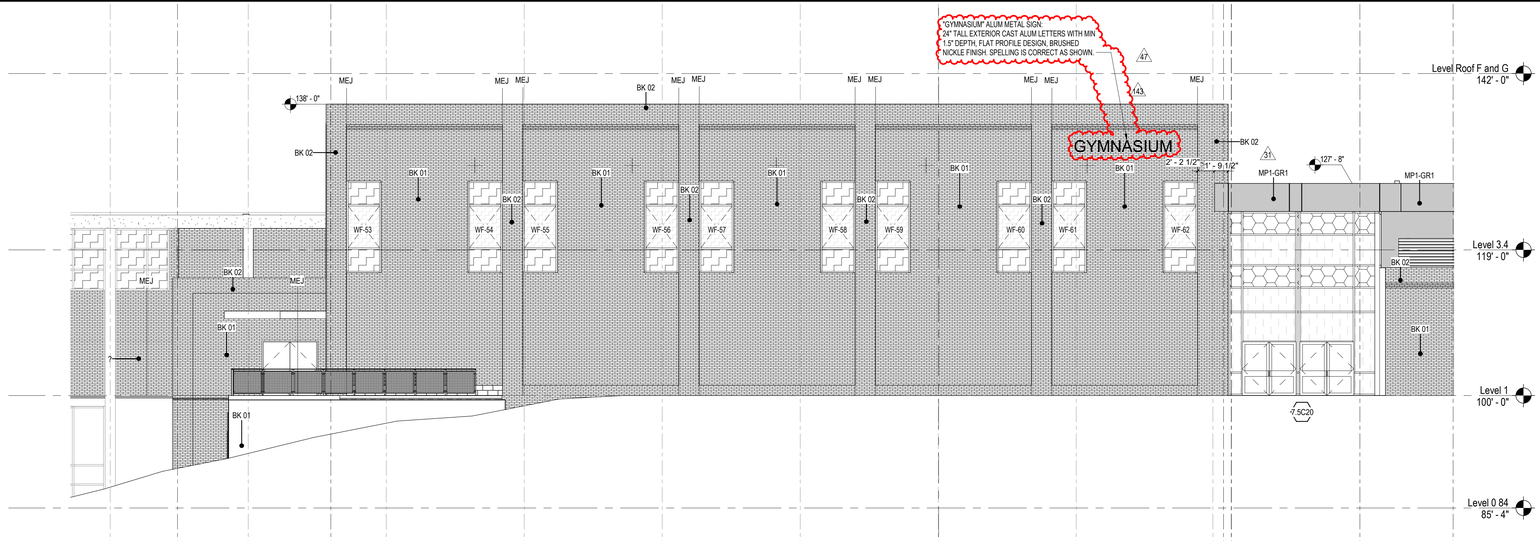

B1 / A205 MAIN NEW GYM ENTRY ELEVATION - S

1/8" = 1'-0"

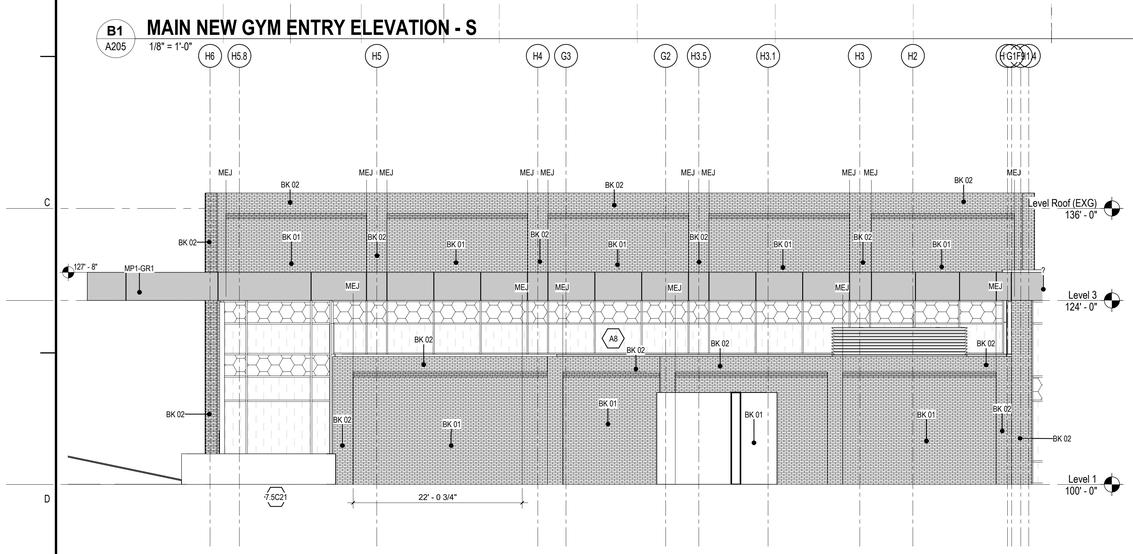

D1 / A205 NEW GYM ENTRY ELEVATION - E

1/8" = 1'-0"

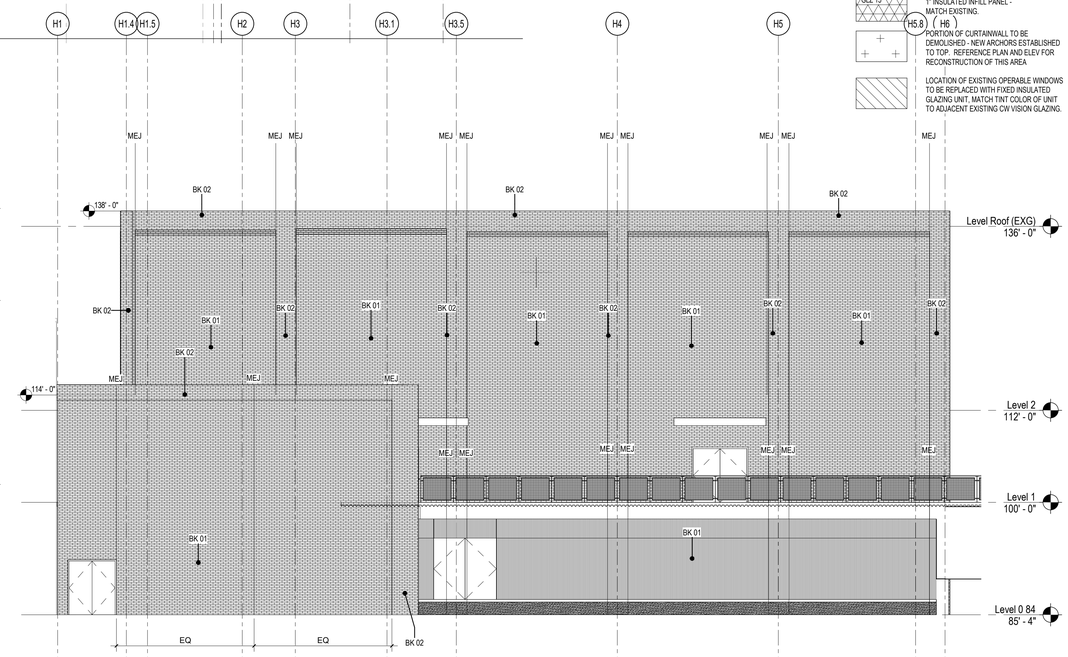

D4 / A205 NEW GYM ELEVATION - W

1/8" = 1'-0"

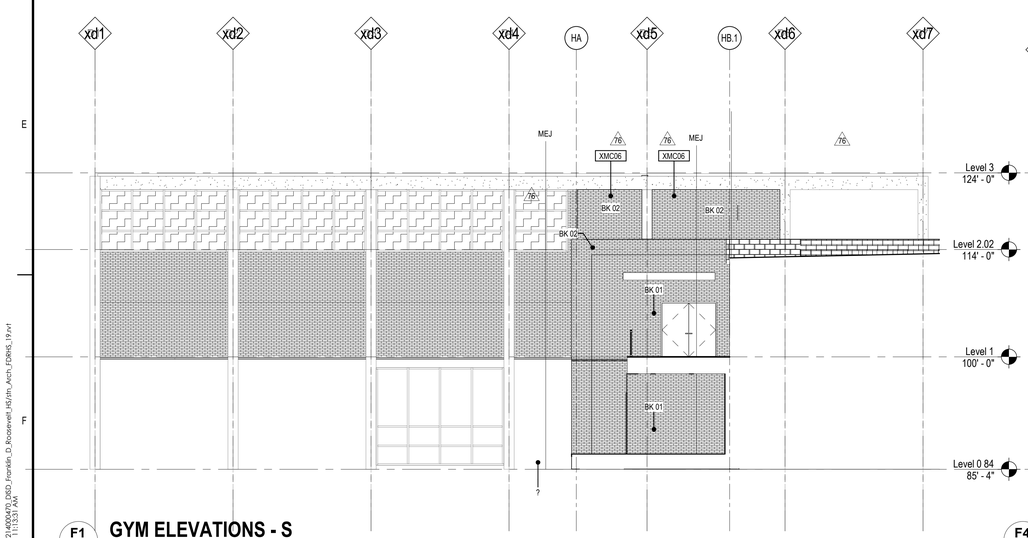

F1 / A205 GYM ELEVATIONS - S

1/8" = 1'-0"

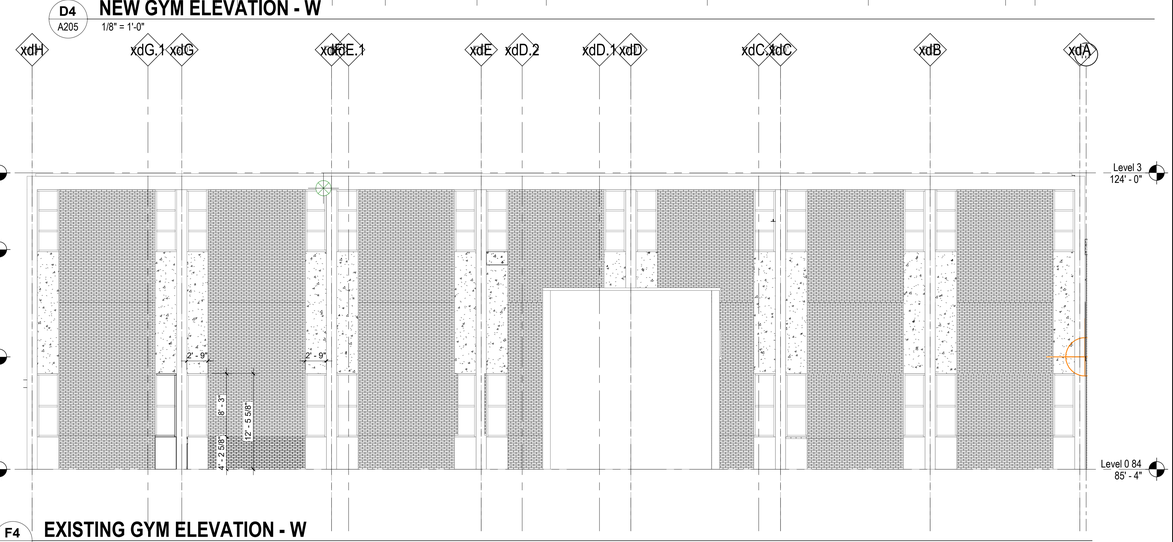

F4 / A205 EXISTING GYM ELEVATION - W

1/8" = 1'-0"

FRAME TYPE LEGEND

- S# — STEEL (HM) FRAME TYPE
- A# — ALUMINUM (STOREFRONT) FRAME TYPE
- 7.5C# — 7.5" CURTAINWALL FRAME TYPE WITH STRUCTURAL BRACE, REF. STRUCTURES
- 6C# — 6" CURTAINWALL FRAME TYPE WITH STRUCTURAL BRACE, REF. STRUCTURES
- CW# — EXISTING CURTAINWALL

GLAZING KEY

NAME	DESCRIPTION
GLZ 1	CLEAR SAFETY GLASS (100)
GLZ 2	SOLARBAN 90 AZURIA + CLEAR INSULATED GLASS UNIT
GLZ 3	SOLARBAN 90 CLEAR* (2) + CLEAR WITH WARM GREY (4) SPANDREL INSULATED GLASS UNIT *=SOLARBAN 90 AZURIA AT AUDITORIUM INFILL (100)
GLZ 4	SOLARBAN 90 AZURIA + CLEAR INSULATED GLASS UNIT
GLZ 5	INSULATED TRANSLUCENT
GLZ 6	NEW ALUMINUM COMPOSITE METAL PANEL REF MATERIALS SCHED
GLZ 7	NEW WHITE SPANDREL PANEL- REF MATERIALS SCHED
GLZ 8	REPLACE EXG WITH - LIGHT BLUE SPANDREL GLASS REF MATERIALS SCHED
GLZ 13	SPANDREL GLASS - EXISTING TO REMAIN.
GLZ 14*	CLEAR GLASS - EXISTING TO REMAIN. (28)
GLZ 15*	1" INSULATED INFILL PANEL - MATCH EXISTING.
(H5.8) (H6)	PORTION OF CURTAINWALL TO BE DEMOLISHED - NEW ARCHORS ESTABLISHED TO TOP. REFERENCE PLAN AND ELEV FOR RECONSTRUCTION OF THIS AREA
	LOCATION OF EXISTING OPERABLE WINDOWS TO BE REPLACED WITH FIXED INSULATED GLAZING UNIT. MATCH TINT COLOR OF UNIT TO ADJACENT EXISTING CW VISION GLAZING.

(26) GLZ 2 AND GLZ 3 ARE NOW THE SAME ON ALL ELEVATIONS NOT CHANGED.

Stantec

Stantec Architecture Inc.
5717 Tennyson Pkwy, Suite 200
Plano, TX 75024-4266
Tel: (214) 473-2400 /
www.stantec.com

Copyright Reserved

The Contractor shall verify and be responsible for all dimensions. DO NOT scale the drawing - any errors or omissions shall be reported to Stantec without delay.
The Copyrights to all designs and drawings are the property of Stantec. Reproduction or use for any purpose other than that authorized by Stantec is forbidden.

Consultants

CIVIL ENGINEER:
PACHECO KOCH CONSULTING ENGINEERS

LANDSCAPE ARCHITECT:
PACHECO KOCH CONSULTING ENGINEERS

STRUCTURAL ENGINEER:
AG&E ASSOCIATES, P.L.L.C.

FOOD SERVICE:
JMK FOODSERVICE CONSULTING AND DESIGN

MECHANICAL ENGINEER:
B&H ENGINEERS, INC.

ELECTRICAL ENGINEER:
B&H ENGINEERS, INC.

PLUMBING ENGINEER:
B&H ENGINEERS, INC.

TECHNOLOGY CONSULTANT:
MOYE CONSULTING

Legend

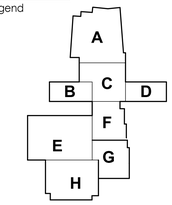

Notes

143	ASI 103	AS	CM	4/29/2021
76	ASI 46R.3		CM	10/12/2020
47	RFI 172 GYM WALL DEFICIENCY		CM	6/19/2020
31	ASI 038 / RFI 78	CM	CM	4/1/2020
Revision		By	Appd	YYYY.MM.DD

PLANS FOR BIDDING AND CONSTRUCTION	KAL/ES	KS	2018.10.03
Issued	By	Appd	YYYY.MM.DD

Permit-Seal

Client/Project
Dallas ISD

Franklin D. Roosevelt High School
BP#15 ORG# 013
525 Bonnie View Rd
Dallas, TX 75203

Title
EXTERIOR ELEVATIONS

Project No. 214000470

Scale As indicated

Revision 143

Drawing No. A205

BIM 360://214000470_DSD_Franklin_D_Roosevelt_HS/Hi_Arch_EDRHS_19.rvt
4/29/2021 11:33:31 AM

ORIGINAL SHEET - ARCH E1 (30"x42")